

**LIBRIS**

We know  
books

# GOLD experience

2ND EDITION

STUDENT'S BOOK

**A1**

Pre-Key for  
Schools

Unit	Reading	Grammar	Vocabulary 1 and 2
<b>Starter</b> <b>Welcome to my world</b>	<b>topic:</b> posts about family <b>skill:</b> identifying personal information	possessive adjectives possessive 's <i>to be</i> – present simple	numbers family words the alphabet months countries nationalities
<b>1 Come in</b> <b>page 11</b>	<b>topic:</b> a birthday party – story <b>skill:</b> using photos to understand a text <b>task:</b> sentence completion	<i>there is/there are (+ some/any)</i> (p14) <i>have got</i> (p16)	things in a room (p12) prepositions of place (p12) the home (p15)
<b>2 What a week!</b> <b>page 21</b>	<b>topic:</b> a different school day <b>skill:</b> looking at the questions before you read <b>task:</b> multiple-choice cloze	present simple: positive and negative (p24) present simple: questions and short answers (p26)	everyday activities (p22) free time activities (p25)
<b>3 Animal magic</b> <b>page 31</b>	<b>topic:</b> what are armadillos like? <b>skill:</b> choosing a word for a gap <b>task:</b> gapped text with picture cues	adverbs of frequency (p34) present simple: question words (p36)	animals (p32) the world around us (p35)
<b>4 Let's explore</b> <b>page 43</b>	<b>topic:</b> a real-world adventure game <b>skill:</b> choosing an answer <b>task:</b> multiple-choice cloze	imperatives; <i>must/mustn't</i> (p46) <i>can/can't</i> (ability); object pronouns (p48)	buildings and places in town (p44) vehicles (p47)
<b>5 Fun with food</b> <b>page 53</b>	<b>topic:</b> Mexican Day of the Dead <b>skill:</b> thinking before you read <b>task:</b> comprehension questions	present continuous (all forms) (p56) countable and uncountable nouns with <i>a/some/any</i> (p58)	food and drink (p54) the weather (p57)

Listening	Speaking	Writing	Switch on
<p><b>topic:</b> dates and nationalities</p> <p><b>skill:</b> listening to numbers and places</p>	<p><b>topic:</b> speaking about dates and preferences</p> <p><b>skill:</b> reporting personal information</p>		
<p><b>topic:</b> homes around the world</p> <p><b>skill:</b> choosing the correct picture</p> <p><b>task:</b> multiple choice (pictures)</p>	<p><b>topic:</b> phone conversations</p> <p><b>skill:</b> using appropriate levels of formality</p> <p><b>task:</b> make a phone call</p>	<p><b>topic:</b> favourite things</p> <p><b>skill:</b> using capital letters</p> <p><b>task:</b> make a personal profile</p>	<p><b>video:</b> tiny house tour</p> <p><b>project:</b> tiny house presentation</p>
<p><b>topic:</b> going to school</p> <p><b>skill:</b> writing numbers</p> <p><b>task:</b> gap fill</p>	<p><b>topic:</b> a school timetable</p> <p><b>skill:</b> answering questions about you</p> <p><b>task:</b> answer questions about your day</p>	<p><b>topic:</b> favourite days</p> <p><b>skill:</b> using punctuation</p> <p><b>task:</b> write interview questions</p>	<p><b>video:</b> Kung Fu School</p> <p><b>project:</b> perfect school day</p>
<p><b>topic:</b> an Australian nature reserve</p> <p><b>skill:</b> reading questions before you listen</p> <p><b>task:</b> matching</p>	<p><b>topic:</b> similarities and differences between animals</p> <p><b>skill:</b> saying what you think and why</p> <p><b>task:</b> picture sets</p>	<p><b>topic:</b> fairy penguins</p> <p><b>skill:</b> using <i>and</i>, <i>but</i></p> <p><b>task:</b> write a description of an animal</p>	<p><b>video:</b> panda protection</p> <p><b>project:</b> animal sanctuaries</p>
<p><b>topic:</b> a game app</p> <p><b>skill:</b> finding things in a picture</p> <p><b>task:</b> gap fill</p>	<p><b>topic:</b> visiting a new place</p> <p><b>skill:</b> finding your way around</p> <p><b>task:</b> ask for help</p>	<p><b>topic:</b> notes, lists and messages</p> <p><b>skill:</b> identifying information to include</p> <p><b>task:</b> write a message</p>	<p><b>video:</b> school journeys</p> <p><b>project:</b> video diary</p>
<p><b>topic:</b> a kite festival</p> <p><b>skill:</b> finding people in a picture</p> <p><b>task:</b> matching</p>	<p><b>topic:</b> good and bad weather</p> <p><b>skill:</b> talking about pictures</p> <p><b>task:</b> find differences between two pictures</p>	<p><b>topic:</b> planning a party</p> <p><b>skill:</b> making notes</p> <p><b>task:</b> write a description of a party</p>	<p><b>video:</b> Frozen Museum</p> <p><b>project:</b> Fun Food Museum</p>

Unit	Reading	Grammar	Vocabulary 1 and 2
<b>6 Back in time</b> page 63	<b>topic:</b> a TV show about the past <b>skill:</b> finding the right type of word <b>task:</b> gapped text with picture cues	past simple: <i>be</i> (p66) past simple: regular verbs (p68)	adjectives to describe things (p64) things we do (verbs) (p67)
<b>7 Bright sparks</b> page 75	<b>topic:</b> amazing teenagers <b>skill:</b> identifying words that go together <b>task:</b> sentence completion	past simple: irregular verbs and questions (p78) past simple: question words (p80)	jobs (p76) irregular verbs (p79)
<b>8 Top to toe</b> page 85	<b>topic:</b> friends and twins – physical appearance <b>skill:</b> reading quickly <b>task:</b> multiple-choice cloze	comparative adjectives (p88) superlative adjectives (p90)	parts of the body (p86) clothes (p89)
<b>9 School's out</b> page 95	<b>topic:</b> different sports to try <b>skill:</b> transferring information <b>task:</b> matching	<i>be going to</i> (p98) <i>like/love + -ing; want to + infinitive</i> (p100)	sport and activities (p96) health problems (p99)
<b>10 Films and friends</b> page 107	<b>topic:</b> a film academy <b>task:</b> multiple-choice cloze		

<b>Grammar file</b>	<b>page 114</b>
<b>Speaking and writing file</b>	<b>page 134</b>
<b>Pairwork file</b>	<b>page 143</b>
<b>Audioscripts</b>	<b>page 144</b>
<b>Irregular verb list</b>	<b>page 151</b>

Listening	Speaking	Writing	Switch on
<p><b>topic:</b> a night in a castle</p> <p><b>skill:</b> identifying information you need</p> <p><b>task:</b> multiple choice (pictures)</p>	<p><b>topic:</b> life in the past</p> <p><b>skill:</b> supporting a partner</p> <p><b>task:</b> talk about a picture</p>	<p><b>topic:</b> a pirate museum</p> <p><b>skill:</b> choosing the right word</p> <p><b>task:</b> write a blog post</p>	<p><b>video:</b> Frontier House</p> <p><b>project:</b> life in the past</p>
<p><b>topic:</b> making a robot for a competition</p> <p><b>skill:</b> spelling words carefully</p> <p><b>task:</b> gap fill</p>	<p><b>topic:</b> the model plane (picture story)</p> <p><b>skill:</b> using linking words</p> <p><b>task:</b> tell a story from pictures</p>	<p><b>topic:</b> a personal story</p> <p><b>skill:</b> making your writing clear</p> <p><b>task:</b> write about a famous person</p>	<p><b>video:</b> skateboard star</p> <p><b>project:</b> improvement action plan</p>
<p><b>topic:</b> people with world records</p> <p><b>skill:</b> guessing an answer</p> <p><b>task:</b> gap fill</p>	<p><b>topic:</b> unusual world records</p> <p><b>skill:</b> making a guess</p> <p><b>task:</b> make guesses about pictures</p>	<p><b>topic:</b> a visit to a pet shop</p> <p><b>skill:</b> writing a story based on pictures</p> <p><b>task:</b> write a short story</p>	<p><b>video:</b> meet my family</p> <p><b>project:</b> record breakers</p>
<p><b>topic:</b> future dreams</p> <p><b>skill:</b> checking answers</p> <p><b>task:</b> multiple choice (short texts)</p>	<p><b>topic:</b> talking about plans</p> <p><b>skill:</b> interacting with a partner</p> <p><b>task:</b> plan an activity weekend</p>	<p><b>topic:</b> holiday activities</p> <p><b>skill:</b> setting out a clear message</p> <p><b>task:</b> write a postcard</p>	<p><b>video:</b> survival fun</p> <p><b>project:</b> survival school</p>
<p><b>topic:</b> making a film</p> <p><b>task:</b> multiple choice (dialogue)</p>	<p><b>topic:</b> different types of film</p> <p><b>task:</b> exchange opinions</p>	<p><b>topic:</b> favourite films</p> <p><b>task:</b> write a review</p>	

# 1 Come in LEBRIS | We know books VOCABULARY 1

## Power up

1 What colour are these things in your room?

bed covers    curtains    floor    mat    walls

## things in a room

2 Match the things in the photos (A–L) with these words.



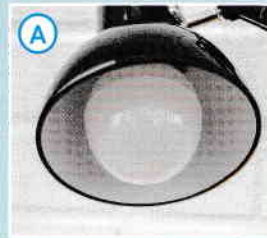
bin    clock    cushions    desk    lamp    laptop  
mirror    noticeboard    pictures    shelf (shelves)  
TV    wardrobe

3 1.1 Listen and check your answers. Listen again and repeat.

4 Look at the words in Ex 2. Which things are in your room? Make a list.

5 Look at your list from Ex 4. What colour are these things in your room? Tell a partner.

The bin is blue.



## prepositions of place

6 Look at pictures 1–10. Make a sentence about each picture with these words.

above    behind    between    in    in front of    near    next to  
on    opposite    under

Picture 1: The cat is **in** the bag.



7 Work in pairs. Give your list from Ex 4 to your partner. Ask and answer questions about the things in his/her room.

Where's the bin?

It's next to the desk.

## game on quick draw

Work in pairs and play 'Quick draw'. Take turns to quickly draw an object in a location and ask and answer questions.

A: What's in my picture?

B: Is it a laptop on a shelf?

A: No, it isn't.

B: Is it a laptop on a desk?

A: Yes, it is.



## Power up

**1** Look at the pictures. What can you say about the room?

### skill tip

Use pictures to help you understand a story.

**2** Read the story and answer the questions.

- 1 How many children are there?
- 2 What are their names?
- 3 Where are they?

**3 e** Read the story again. Complete the sentences with one, two or three words in each gap.

#### Picture A

Today Joanna is twelve years old.

1 Her ..... is in an escape room.

#### Picture B

2 There's a message in .....

3 There's a ..... under the bed.

#### Picture C

4 There's a ..... for the box.

5 The mat is ..... the floor.

6 There is a ..... under the mat.

## Sum up

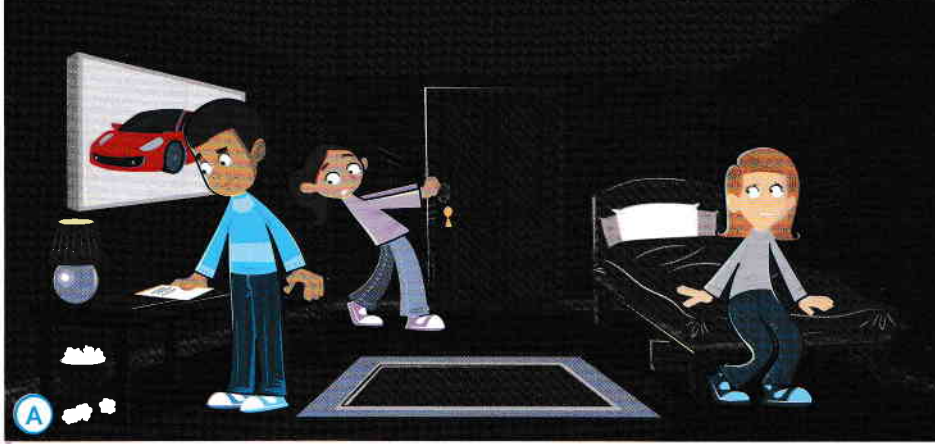
**4** Each of these words describes an object in the story. Write the objects.

- 1 birthday .....
- 2 secret .....
- 3 big .....
- 4 special .....
- 5 red .....

## Speak up

**5** In your opinion, is Joanna's party fun? What other parties are fun?

Parties in the park are fun.



A

Joanna's twelve today. Ben and Kate are at her birthday party. 'Happy birthday, Jo!' The party is in an escape room. It's a special room with a big puzzle game. The door is locked.

**Jo:** Help! Is there another door?

**Kate:** Yes, there is. But where is it?

**Jo:** Look. There are some instructions on the table in front of you.

**Ben:** 'Here's your puzzle. Let's begin. Are there any papers in the bin?'



B

**Jo:** Yes, there are! There's a message in the bin: 'Is there a box under the bed? Is there a key behind something red?'

**Ben:** Here's the box – look! But it's locked.

**Kate:** And here's something red. A red picture on the wall ... with a key behind it!

**Ben:** Well done, Kate!



C

The key is for the box under the bed.

**Jo:** What's inside? Open it, Ben.

**Ben:** It's another key and another message. 'Under the mat on the floor, can you find a secret door?'

**Kate:** Yes, there is a door! It's the escape door! We're out!

# 1 Come in LIBRIS GRAMMAR

We know  
books

1 Read the grammar box below. Choose the correct words to complete the sentences.

- 1 There's / There are a white desk in Tara's room.
- 2 There isn't / aren't a bin in my room.
- 3 There isn't / aren't any pictures in your room.
- 4 There's / There are some cushions in Fred's room.

## explore grammar

↪ p116

### there is/there are (+ some/any)


We use *there's/there isn't + a/an + noun* to say where something is.


We use *there are + some + noun / there aren't + any + noun* to say where two or more things are.

- + **There's a** message in the bin.  
**There are some** instructions on the table.
- There **isn't** a key on the table.  
There **aren't any** papers on the bed.
- ? **Is there** another door?                      Yes, there **is**. / No, there **isn't**.  
**Are there any** papers in the bin? Yes, there **are**. / No, there **aren't**.

2   1.3 Watch or listen. Choose the sentences you hear.

- 1 There aren't any clothes in the cupboard near the door.
- 2 There is a bed next to the window.
- 3 There isn't an iPad on my desk.
- 4 At the end of my bed there's a big TV.
- 5 There are lots of cushions on the end of my bed.



3  1.4 Listen and repeat. Focus on the highlighted words.

- 1 There **are** lots of cushions.
- 2 There **are** some books.
- 3 There's **a** big bed.
- 4 There's **a** TV.

4 Work in pairs. Choose picture A or B. Write three questions about your picture.

Is there a lamp next to the TV?

Are there any computer games on the shelves?

5 Work in pairs. Ask and answer your questions.

Is there a lamp behind the chair in Picture A?

No, there isn't.

6 **e** Work in pairs. Find differences between pictures A and B.

In picture A there's a lamp next to the TV, but in picture B...

## Speak up

7 Work in pairs. Write two questions about your partner's room. Ask and answer your questions.

Is there a TV in your room?

No, there isn't.

# LBRIS VOCABULARY 2

We know books

## the home

1 1.5 Look at Joe's apartment. Listen to Joe and repeat.

2 Find these things in Joe's apartment. Say where they are.

bed light picture TV window

The chairs are in the dining room.

3 Read the language box. Work in pairs. Ask and answer questions about Joe's apartment. Then ask and answer questions about your classroom.

How many windows are there?

### explore language

We use *How many ... ?* to ask about numbers.

**How many** bedrooms are there?



4 Look at the picture of the Hill family's house and follow the instructions.

Complete the sentences.

- 1 The orange cat is in the living room. The other cat is .....
- 2 ..... are in the garden.

Answer the questions.

- 3 How many dogs are in the bathroom?  
.....
- 4 How many children are upstairs?  
.....

Write two sentences about the picture.

- 5 .....
- 6 .....

### game on

#### 'Yes/No' game

Play in two teams. Team 1 chooses a home on this page. Team 2 asks questions to guess the home. Team 1 can only answer 'yes' or 'no'.



## Power up


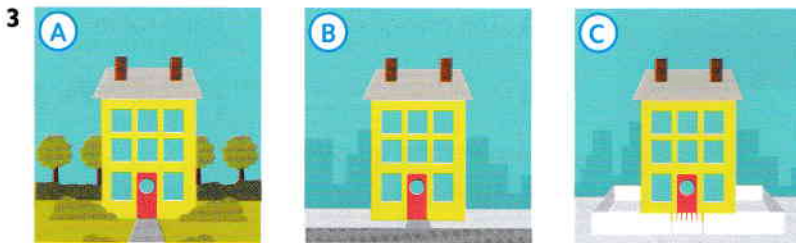


1 Describe your home. Talk about these things.

balcony door garden rooms windows

There are two bedrooms and a big living room ...

## Listen up

2 Work in pairs. Look at the pictures in question 1. Which pictures show houses and which show apartments?



### exam tip: look first

First look at the pictures. Then listen.  
Then choose the answer.

3 1.6 Look at the pictures in Ex 2. Listen and choose the correct picture, A, B or C.

### explore grammar

→ p116

#### have got

We can use *have got* to talk about part of a building or person. We can also use it to talk about relationships (with family and friends) or possessions.

+ We've **got** a big apartment.

It's **got** yellow walls.

- It **hasn't got** a balcony.

We **haven't got** a garage.

? **Has it got** stairs outside?

**Have you got** a garden?

Yes, it **has**. / No, it **hasn't**.

Yes, we **have**. / No, we **haven't**.

4 Read the grammar box. Then look at the table. Find Nina and Luke's homes in Ex 2. Write sentences about them.

Nina's apartment	Luke's house	
X	✓	a garden
X	✓	yellow walls
✓	X	red walls
✓	X	a balcony

Luke's house has got a garden.


5 Work in pairs. Ask and answer about Nina and Luke's homes.

Has Luke's home got red walls?

No, it hasn't.

Has Nina's apartment got a balcony?

Yes, it has.



## Power up

1 Work in pairs. Practise the conversation.

What's your mobile number?

It's 07987 324 165.

07987 324 165. Is that right?

Yes, that's right.

2 Work in pairs and practise the conversation with your own numbers. Make a note of your partner's number and ask them to check it.

A: What's your mobile number?

B: It's .....

A: (Write the number you hear.)

..... Is that right?

(Show the number to your partner.)

B: Yes, that's right. / No, this number is wrong.

(Correct the number if it is wrong.)

3 1.7 Complete the phone conversation with these questions. Listen and check your answers.

Have you got your key?

Is it in the plant pot next to the wall?

Where are you? Where's the spare key?

**Kay:** Hi, Mum. I'm at home, but the door is shut. <sup>1</sup> .....

**Mum:** I'm at work. <sup>2</sup> .....

**Kay:** Er, no I haven't. I think it's in the kitchen. <sup>3</sup> .....

**Mum:** Umm, it's under the mat.

**Kay:** No, it isn't.

**Mum:** <sup>4</sup> .....

**Kay:** No. Oh yes, I've got it now. Thanks. Bye, Mum! See you later!

## Speak up

4 1.8 Listen and write the words you hear.

bye **hello** hi thanks

**Jacob:** Hello, Mrs Reeves. It's Jacob here. Is Rosy there, please?

**Mum:** Yes, of course. Just a minute ...

**Rosy:** Hi? Jacob?

**Jacob:** <sup>1</sup> ....., Rosy! Have you got my maths homework?

**Rosy:** Your maths homework? I'm not sure ... Oh, yes. It's in my bag!

**Jacob:** Oh good. <sup>2</sup> ....., Rosy.

**Rosy:** That's OK. <sup>3</sup> ..... !

5 Work in small groups. Practise the conversation in Ex 4.

## Speaking extra

6 Make a phone call to a friend. Ask if he/she has your English book. Use Ex 4 and the skill tip to help you. What words will you need to change if you call a teacher?

### skill tip

Some words in English are formal. Some words are informal.

Use these words with family, friends and children:

hi thanks bye

Use these words with other people:

hello thank you goodbye

7 Practise the conversation in Ex 6 with different things and people.